

Building evidence for conservation globally

Journal of  
Threatened  
Taxa

10.11609/jott.2024.16.5.25119-25282


[www.threatenedtaxa.org](http://www.threatenedtaxa.org)

26 May 2024 (Online & Print)

16(5): 25119-25282

ISSN 0974-7907 (Online)

ISSN 0974-7893 (Print)



Open Access



ISSN 0974-7907 (Online); ISSN 0974-7893 (Print)

Publisher  
**Wildlife Information Liaison Development Society**  
www.wild.zooreach.org

Host  
**Zoo Outreach Organization**  
www.zooreach.org

43/2 Varadarajulu Nagar, 5<sup>th</sup> Street West, Ganapathy, Coimbatore, Tamil Nadu 641006, India  
Registered Office: 3A2 Varadarajulu Nagar, FCI Road, Ganapathy, Coimbatore, Tamil Nadu 641006, India  
Ph: +91 9385339863 | [www.threatenedtaxa.org](http://www.threatenedtaxa.org)  
Email: [sanjay@threatenedtaxa.org](mailto:sanjay@threatenedtaxa.org)

#### EDITORS

##### Founder & Chief Editor

**Dr. Sanjay Molur**

Wildlife Information Liaison Development (WILD) Society & Zoo Outreach Organization (ZOO),  
43/2 Varadarajulu Nagar, 5<sup>th</sup> Street West, Ganapathy, Coimbatore, Tamil Nadu 641006, India

##### Deputy Chief Editor

**Dr. Neelesh Dahanukar**

Noida, Uttar Pradesh, India

##### Managing Editor

**Mr. B. Ravichandran**, WILD/ZOO, Coimbatore, Tamil Nadu 641006, India

##### Associate Editors

**Dr. Mandar Paingankar**, Government Science College Gadchiroli, Maharashtra 442605, India

**Dr. Ulrike Streicher**, Wildlife Veterinarian, Eugene, Oregon, USA

**Ms. Priyanka Iyer**, ZOO/WILD, Coimbatore, Tamil Nadu 641006, India

**Dr. B.A. Daniel**, ZOO/WILD, Coimbatore, Tamil Nadu 641006, India

##### Editorial Board

**Dr. Russel Mittermeier**

Executive Vice Chair, Conservation International, Arlington, Virginia 22202, USA

**Prof. Mewa Singh Ph.D., FASC, FNA, FNASC, FNAPsy**

Ramanna Fellow and Life-Long Distinguished Professor, Biopsychology Laboratory, and Institute of Excellence, University of Mysore, Mysuru, Karnataka 570006, India; Honorary Professor, Jawaharlal Nehru Centre for Advanced Scientific Research, Bangalore; and Adjunct Professor, National Institute of Advanced Studies, Bangalore

**Stephen D. Nash**

Scientific Illustrator, Conservation International, Dept. of Anatomical Sciences, Health Sciences Center, T-8, Room 045, Stony Brook University, Stony Brook, NY 11794-8081, USA

**Dr. Fred Pluthero**

Toronto, Canada

**Dr. Priya Davidar**

Sigur Nature Trust, Chadapatti, Mavinhalla PO, Nilgiris, Tamil Nadu 643223, India

**Dr. Martin Fisher**

Senior Associate Professor, Battcock Centre for Experimental Astrophysics, Cavendish Laboratory, JJ Thomson Avenue, Cambridge CB3 0HE, UK

**Dr. John Fellowes**

Honorary Assistant Professor, The Kadoorie Institute, 8/F, T.T. Tsui Building, The University of Hong Kong, Pokfulam Road, Hong Kong

**Prof. Dr. Mirco Solé**

Universidade Estadual de Santa Cruz, Departamento de Ciências Biológicas, Vice-coordenador do Programa de Pós-Graduação em Zoologia, Rodovia Ilhéus/Itabuna, Km 16 (45662-000) Salobrinho, Ilhéus - Bahia - Brasil

**Dr. Rajeev Raghavan**

Professor of Taxonomy, Kerala University of Fisheries & Ocean Studies, Kochi, Kerala, India

##### English Editors

**Mrs. Mira Bhojwani**, Pune, India

**Dr. Fred Pluthero**, Toronto, Canada

**Mr. P. Ilangovan**, Chennai, India

**Ms. Sindhura Stothra Bhashyam**, Hyderabad, India

##### Web Development

**Mrs. Latha G. Ravikumar**, ZOO/WILD, Coimbatore, India

##### Typesetting

**Mrs. Radhika**, ZOO, Coimbatore, India

**Mrs. Geetha**, ZOO, Coimbatore India

#### Fundraising/Communications

**Mrs. Payal B. Molur**, Coimbatore, India

#### Subject Editors 2020–2022

##### Fungi

Dr. B. Shivaraju, Bengaluru, Karnataka, India

Dr. R.K. Verma, Tropical Forest Research Institute, Jabalpur, India

Dr. Vatsavaya S. Raju, Kakatiya University, Warangal, Andhra Pradesh, India

Dr. M. Krishnappa, Jnana Sahyadri, Kuvempu University, Shimoga, Karnataka, India

Dr. K.R. Sridhar, Mangalore University, Mangalagangothri, Mangalore, Karnataka, India

Dr. Gunjan Biswas, Vidyasagar University, Midnapore, West Bengal, India

Dr. Kiran Ramchandra Ranadive, Annasaheb Magar Mahavidyalaya, Maharashtra, India

##### Plants

Dr. G.P. Sinha, Botanical Survey of India, Allahabad, India

Dr. N.P. Balakrishnan, Ret. Joint Director, BSI, Coimbatore, India

Dr. Shonil Bhagwat, Open University and University of Oxford, UK

Prof. D.J. Bhat, Retd. Professor, Goa University, Goa, India

Dr. Ferdinando Boero, Università del Salento, Lecce, Italy

Dr. Dale R. Calder, Royal Ontario Museum, Toronto, Ontario, Canada

Dr. Cleofas Cervancia, Univ. of Philippines Los Baños College Laguna, Philippines

Dr. F.B. Vincent Florens, University of Mauritius, Mauritius

Dr. Merlin Franco, Curtin University, Malaysia

Dr. V. Irudayaraj, St. Xavier's College, Palayamkottai, Tamil Nadu, India

Dr. B.S. Kholia, Botanical Survey of India, Gangtok, Sikkim, India

Dr. Pankaj Kumar, Department of Plant and Soil Science, Texas Tech University, Lubbock, Texas, USA.

Dr. V. Sampath Kumar, Botanical Survey of India, Howrah, West Bengal, India

Dr. A.J. Solomon Raju, Andhra University, Visakhapatnam, India

Dr. Vijayasankar Raman, University of Mississippi, USA

Dr. B. Ravi Prasad Rao, Sri Krishnadevaraya University, Anantpur, India

Dr. K. Ravikumar, FRLHT, Bengaluru, Karnataka, India

Dr. Aparna Watve, Pune, Maharashtra, India

Dr. Qiang Liu, Xishuangbanna Tropical Botanical Garden, Yunnan, China

Dr. Noor Azhar Mohamed Shazili, Universiti Malaysia Terengganu, Kuala Terengganu, Malaysia

Dr. M.K. Vasudeva Rao, Shiv Ranjani Housing Society, Pune, Maharashtra, India

Prof. A.J. Solomon Raju, Andhra University, Visakhapatnam, India

Dr. Mandar Datar, Agharkar Research Institute, Pune, Maharashtra, India

Dr. M.K. Janarthanam, Goa University, Goa, India

Dr. K. Karthigeyan, Botanical Survey of India, India

Dr. Errol Vela, University of Montpellier, Montpellier, France

Dr. P. Lakshminarasimhan, Botanical Survey of India, Howrah, India

Dr. Larry R. Noblick, Montgomery Botanical Center, Miami, USA

Dr. K. Haridasan, Pallavur, Palakkad District, Kerala, India

Dr. Analinda Manila-Fajard, University of the Philippines Los Baños, Laguna, Philippines

Dr. P.A. Sinu, Central University of Kerala, Kasaragod, Kerala, India

Dr. Afroz Alam, Banasthali Vidyapith (accredited A grade by NAAC), Rajasthan, India

Dr. K.P. Rajesh, Zamorin's Guruvayurappan College, GA College PO, Kozhikode, Kerala, India

Dr. David E. Boufford, Harvard University Herbaria, Cambridge, MA 02138-2020, USA

Dr. Ritesh Kumar Choudhary, Agharkar Research Institute, Pune, Maharashtra, India

Dr. A.G. Pandurangan, Thiruvananthapuram, Kerala, India

Dr. Navendu Page, Wildlife Institute of India, Chandrabani, Dehradun, Uttarakhand, India

Dr. Kannan C.S. Warriar, Institute of Forest Genetics and Tree Breeding, Tamil Nadu, India

##### Invertebrates

Dr. R.K. Avasthi, Rohtak University, Haryana, India

Dr. D.B. Bastawade, Maharashtra, India

Dr. Partha Pratim Bhattacharjee, Tripura University, Suryamaninagar, India

Dr. Kailash Chandra, Zoological Survey of India, Jabalpur, Madhya Pradesh, India

Dr. Ansie Dippenaar-Schoeman, University of Pretoria, Queenswood, South Africa

Dr. Rory Dow, National Museum of Natural History Naturalis, The Netherlands

Dr. Brian Fisher, California Academy of Sciences, USA

Dr. Richard Gallon, Llandudno, North Wales, LL30 1UP

Dr. Hemant V. Ghate, Modern College, Pune, India

Dr. M. Monwar Hossain, Jahangirnagar University, Dhaka, Bangladesh

For Focus, Scope, Aims, and Policies, visit [https://threatenedtaxa.org/index.php/JoTT/aims\\_scope](https://threatenedtaxa.org/index.php/JoTT/aims_scope)

For Article Submission Guidelines, visit <https://threatenedtaxa.org/index.php/JoTT/about/submissions>

For Policies against Scientific Misconduct, visit [https://threatenedtaxa.org/index.php/JoTT/policies\\_various](https://threatenedtaxa.org/index.php/JoTT/policies_various)

continued on the back inside cover

Cover: Rose-breasted Grosbeak *Pheucticus ludovicianus*, pen & ink with colour pencil. © Lucille Betti-Nash.



## First report of *Lutevula hortensia* (Distant) (Heteroptera: Reduviidae: Emesinae) from India

Vijay Anand Ismavel<sup>1</sup>  & Hemant V. Ghate<sup>2</sup> 

<sup>1</sup>Christian Medical College, Bagayam, Vellore, Tamil Nadu 632002, India.

<sup>2</sup>P.G. Research Centre, Department of Zoology, Modern College of Arts, Science and Commerce (Autonomous), Shivajinagar, Pune, Maharashtra 411005, India.

<sup>1</sup>ivijayanand@yahoo.in, <sup>2</sup>hemantghate@gmail.com (corresponding author)

**Abstract:** An emesine bug, *Lutevula hortensia* (Distant), is recorded from India for the first time; type locality of this species is Sri Lanka and it was recently collected from Vellore, Tamil Nadu, in southern India. This is a rediscovery of the species after more than 50 years. Digital images of the species are presented along with comments on recent classification of Emesinae.

**Keywords:** Assassin bug, *Guithera*, *Leistarchini*, *Luteva*, *Proguithera*, thread-legged bug.

**Editor:** Jader Oliveira, Universidade de São Paulo, São Paulo, Brazil.

**Date of publication:** 26 May 2024 (online & print)

**Citation:** Ismavel, V.A. & H.V. Ghate (2024). First report of *Lutevula hortensia* (Distant) (Heteroptera: Reduviidae: Emesinae) from India. *Journal of Threatened Taxa* 16(5): 25220–25226. <https://doi.org/10.11609/jott.8931.16.5.25220-25226>

**Copyright:** © Ismavel & Ghate 2024. Creative Commons Attribution 4.0 International License. JoTT allows unrestricted use, reproduction, and distribution of this article in any medium by providing adequate credit to the author(s) and the source of publication.

**Funding:** Self-funded.

**Competing interests:** The authors declare no competing interests.

**Author details:** VIJAY ANAND ISMAVEL is a paediatric surgeon, presently missions consultant at the Christian Medical College, Vellore. He was the founder of the “Makunda Nature Club” during his 30 year stay in Assam and has done biodiversity documentation including publication of several articles. HEMANT V. GHATE is retired professor of zoology interested in taxonomical work on some groups of insects.

**Author contributions:** VAI—noted and photographed this bug in live condition, collected / preserved this as specimen and reviewed manuscript. HVG—identified the bug, prepared photographs of morphology and wrote first draft.

**Acknowledgements:** Hemant Ghate is indebted to the authorities of Modern College for providing facilities and encouragement; he is further thankful to Dr. Dávid Rédei (National Chung Hsing University, Taichung, Taiwan) for encouraging in various ways for work on this interesting group of bugs. The authors are grateful to Dr. Zhuo Chen (China Agricultural University, Beijing, China) for sharing with us an excellent image of the type and also for his suggestions on the first draft of this paper. We thank Dr. H. Sankaraman for his interest in insects that helped us in bringing yet another emesine bug to light. We also thank Dr. Miss Shruti Paripatyadar for preparing the photo-plates used in this paper.



## INTRODUCTION

The subfamily Emesinae Amyot & Serville, 1843 that includes so called ‘thread-legged assassin bugs’, is one of the most remarkable and species rich subfamilies in the family Reduviidae, as is evident from the list in Catalogue of Reduviidae by Maldonado Capriles (1990). There are six tribes, about 90 genera, and 950 species of Emesinae (Wygodzinsky 1966; Schuh & Weirauch 2020) but new species continue to be discovered all over the globe. Further, as is discussed below, Standing et al. (2023) have considerably revised the classification that was proposed by Wygodzinsky (1966), some of the original tribes have been merged, new tribes added and former subfamily Saicinae is treated as tribe under Emesinae. Obviously, the number of genera and species, now under Emesinae, has also increased.

A single female emesine bug, collected from Vellore (Tamil Nadu, India) when attracted to light, was identified as *Guithera hortensia* Distant, 1906 based on Wygodzinsky (1966) and redescription given by Distant (1910). The original description given by Distant (1906) was also checked. Distant (1910) had synonymized *Lutevula lutea* Breddin, 1909 with *G. hortensia*, a synonymy that was later accepted by Wygodzinsky (1966) who subsequently treated *Lutevula* as a subgenus of *Guithera* and mentioned the species as *Guithera (Lutevula) hortensia*.

Villiers (1970), while describing new species of Emesinae from caves of Sri Lanka, rediscovered this species from Istripura cave near Hanguranketa (now Hanguranketha) and resurrected *Lutevula* as a genus on the basis of length of fore tarsus and wing venation.

Wygodzinsky (1966) had recognized three subgenera under *Guithera* (namely, *Guithera* Distant, 1906; *Proguithera* Wygodzinsky, 1966; & *Lutevula* Breddin, 1909) but, according to Rédei (2004), all three are treated as valid genera now and of these *Guithera* and *Lutevula* are closer to each other and form *Guithera-Lutevula* group. Recent keys to this group also identify our specimen as *Lutevula hortensia* (see Rédei 2004; Ishikawa & Naka 2016; Chen et al. 2021). In addition, we had a chance to compare our specimen with the images of the type (preserved at Natural History Museum, London), prepared by Dr. Zhuo Chen (China) and this further confirmed the identity of our specimen.

Distant (1906) defined the genus *Guithera* with *Luteva feana* Distant, 1903 as type species (see Distant 1903a,b for original description of *L. feana*) and described two new species from Sri Lanka, namely, *G. hortensia* and *G. nubifera*. The same two species and

the characters of the genus *Guithera* were redescribed in Distant (1910). Of these species, *G. nubifera* is now treated as *Stenorhamphus nubiferus* (Distant) under Collartidini (see Wygodzinsky 1966). Distant did not give any illustration of *G. hortensia*, neither in original description nor in subsequent redescription. However, Breddin (1909) had given detailed description of his species *L. lutea* with a drawing of anterior half of body in lateral view – a drawing that matches with image of our specimen given here (see Image 2B). Villiers (1970), who reported the species again, also did not redescribe or illustrate it. Wygodzinsky (1966) illustrated habitus, male genitalia and a few other details of this species, based on holotype of *L. lutea* Breddin, deposited in Deutsches Entomologisches Institut (Müncheberg, Germany).

As the species has been adequately described by Distant (1906, 1910), and a detailed diagnosis of the genus has been given by Wygodzinsky (1966), the purpose of this note is to provide digital images and a brief redescription. It is true that Dispons (1970) listed *Lutevula* as a distinct genus (then under the tribe Orthungini Villiers, 1948 which is now treated as synonym of Leistarchini) but it was Villiers (1970) who categorically stated that *Lutevula* should not be treated as a subgenus of *Guithera* but must be resurrected as a valid genus.

## Taxonomy

### Heteroptera, Reduviidae, Emesinae, Leistarchini:

**Genus *Lutevula* Breddin, 1909** (type species *Lutevula lutea* Breddin); (Distant 1910: 176 as synonym of *Guithera*); (Wygodzinsky 1966: 128 as subgenus of *Guithera*); (Dispons 1970: 220 tabulated); (Maldonado Capriles 1990: 101 Catalogued); (Rédei 2004: 308); (Ishikawa & Naka 2016: 188); (Chen et al. 2021: 355)

#### ***Lutevula hortensia***

***Guithera hortensia*** Distant (1906: 364); Distant (1910: 177).

***Lutevula lutea*** Breddin: (1909: 303). Synonymized by Distant (1910: 177)

***Guithera (Lutevula) hortensia***: Wygodzinsky (1966: 127,128)

***Lutevula hortensia***: Villiers (1970: 325); Maldonado Capriles (1990: 103).

***Lutevula hortensia***: Rédei (2004: 314 in key)

***Lutevula hortensia***: Ishikawa & Naka (2016: 191 in key)

***Lutevula hortensia***: Chen et al. (2021: 362 in key)

## MATERIALS AND METHODS

Methods of study, photography and measurement follow earlier work (Ranade & Ghate 2023).

Material examined: one female, attracted to light. The specimen was photographed and collected from the campus of the Christian Medical College, Bagayam, Vellore, Tamil Nadu (Latitude 12.876186 and Longitude 79.130975) INDIA; collector Dr. Vijay Anand Ismavel; date: 6.x.2023.

Measurements (in mm): Total length—8 | dorsally head length—1.15 | head width including eyes—0.75 | interocular width—0.40 | laterally anteocular length—0.50 | postocular—0.18 | eye diameter—0.42 | antenna total length—11.50 | I antennomere—5 | II—3 | III+ IV—3.5 | labium I visible segment—0.9, II—0.75, III—1.25 | pronotum dorso-median total length—1.45 | anterior lobe—0.63 | posterior lobe—0.83 | pronotal width at humerus—1.30 | width at anterior angles—1.0 | forewing length—5.25 | fore leg coxa—2.0 | femur—3.0 | tibia—1.4 | tarsus—1.1 | mid leg coxa—0.5 | femur—5.5 | tibia—8.0 | tarsus + claw—0.3 | hind leg coxa—0.5 | femur—7.5 | tibia—11.5 | tarsus+claw—0.3 | abdomen—3.5

### Brief redescription of female

Medium sized thread-legged bug. Overall colour brown, some parts dark brown to blackish. Head brown, eyes black, labium with visible first two segments light brown while third segment dark brown laterally; antennae with first two antennomeres dark brown while third and fourth pale, with indistinct boundary between them. Anterior lobe of pronotum pale brown dorsally as well as ventrally; posterior lobe dark brown to black dorsally in posterior one third part; scutellum blackish; narrow basal part of forewing and nearly half of posterior part fuscous, in-between area pale. Fore legs brown, tibia and tarsus darker than femur; mid and hind legs almost uniformly pale brown. Abdomen partly fuscous to dark brown in posterior half, especially laterally, remaining part brown, as illustrated here with live and preserved bug (Image 1A–D). All body covered with fine, yellowish, adpressed setae which are slightly denser on ventral side, especially genital region.

Head fusiform, clypeus elevated, anteocular narrowed anteriorly and longer than postocular, postocular region semi-globose dorsally as well as ventrally; transverse dorsal sulcus or interocular furrow indistinct, shallow, situated near posterior border of eye; eyes large, vertically elliptical. Antennae inserted at anterior end of head, longer than body, first

antennomere longest, first and second antennomeres thicker than remaining two antennomeres. Labium straight, moderately thick, bent under head, first two visible segments subequal, third visible longest (Image 2A).

Pronotum saddle like, nearly covering mesonotum except for small basal region, with deep transverse depression marking anterior and posterior lobes; anterior lobe convex dorsally, somewhat smooth and shining, with distinct median longitudinal sulcus, slightly shorter than posterior lobe when measured dorso-medially; posterior lobe dull, rugulose punctate, especially in posterior dark area, with one small, rounded bulging or nodule on each side laterally, just behind transverse depression (Image 2B, C). Prosternum depressed, flattish, its posterior margin rounded; meso- and metasternum slightly gibbous, with carina in between, this carina partly extends behind on to metasternum (Image 2D).

Forewings broad, just passing tip of abdomen (Image 2G). Hind wings very transparent, venation very difficult to discern except under very weak light.

Fore legs stout, fore coxa slightly shorter than femur, femur with usual anteroventral and posteroventral series of spiniferous setae as well as one accessory discal row of short black denticles (Image 2E,F). Tibia and tarsus together shorter than femur; tarsus one segmented, claw tiny. Mid and hind legs typical of emesine bugs, very slender and long, hind femora passing abdominal apex.

Abdomen as broad as thorax at base, broadened in middle but slightly narrowed in genital region. Female genitalia not dissected; in situ view of genitalia in postero-ventral aspect is shown here (Image 2H). Various parts, such as tergite 9, gonocoxae 8 (gcx 8), gonapophysis (gap 8), proctiger (pr) and sternum are labelled; syngonapophysis and other boundaries are not clear due to small size and setae.

## DISCUSSION

Emesinae are an interesting group of reduviids that are receiving attention in recent years. In a monograph on Emesinae, Wygodzinsky (1966) recognized six tribes: Collartidini Wygodzinsky, 1966; Leistarchini Stål, 1862; Deliastrini Villiers, 1949; Metapterini Stål, 1874, Emesini Amyot & Serville, 1843, and Ploiariolini, Van Duzee, 1916. Very recently, Standring et al. (2023) treated the subfamilies Saicinae Stål, 1859 and Visayanocorinae Miller, 1952 as tribes under Emesinae, based on




Image 1. *Lutevula hortensia* Distant, female habitus: A & B—lateral and dorsal view of live bug, respectively | C & D—lateral and dorsal view respectively, of preserved specimen. Scale: mm scale. © A & B—Vijay Anand Ismavel | C & D—H.V. Ghat.

extensive work on morphology as well as some marker genes. This so called “Emesine Complex” now is said to include over 1,000 species and the currently recognized tribes under Emesinae are: Collartidini Wygodzinsky, Leistarchini Stål, Visayanocorini Miller, Emesini Amyot & Serville, Oncerotrachelini Standing et al., 2023 and Saicini Stål. Former tribes like Metapterini and Ploiariolini are now treated as synonyms under Emesini. Deliastini were already treated as a junior synonym of Metapterini (see Castro-Huertas et al. 2020; Standing et al. 2023).

As mentioned above, based on comparison of images, our specimen matches exactly with the type and with original description, so there is no doubt about the identity of our specimen. All recent keys cited above also lead to the same species. The nodule or small bulging laterally on posterior lobe of pronotum

is also seen in *Guithera feana*, *Proguithera kiinugama* Ishikawa & Naka, 2016 and *Proguithera caspersi* Chen, Li & Cai, 2021 (see Wygodzinsky 1966; Ishikawa & Naka 2016; Chen et al. 2021). Only the forewing venation was illustrated by Wygodzinsky (1966) for this species and it is also identical, as shown here (see Image 2G). Hindwing is very transparent but its venation, studied under subdued light, appears to be the same as that of *Proguithera caspersi*, as illustrated by Chen et al. (2021). Forewing venation, as illustrated for two species of *Proguithera* (Ishikawa & Naka 2016; Chen et al. 2021), is also not significantly different from that of *L. hortensia*. Female genitalia of *L. hortensia* in situ are similar to that described for *Proguithera drescheri* Wygodzinsky, 1966 (see Wygodzinsky 1966).

Since *Guithera*, *Proguithera*, and *Lutevula* are closely related genera (see Rédei 2004; Ishikawa & Naka 2016;




Image 2. *Lutevula hortensia* Distant, female structure: A—head, lateral view, scale bar 0.5 mm | B—head with pronotum, lateral view, scale bar 1 mm | C—pronotum, dorsal view | D—thorax, ventral view | E—fore leg femur, tibia and tarsus, scale bar 1mm | F—fore femur ventral view, scale bar 0.1 mm | G—fore wing, actual size 5.25 mm | H—female terminalia in postero-ventral aspect, scale bar 0.25 mm. Abbreviations: gcx 8 = gonocoxite 8 | gap 8 = gonapophysis 8 | pr = proctiger. © H.V. Ghate.

Chen et al. 2021), we are providing a list of all known species under these three genera. There are just six species described in about 120 years. The differences in these three genera are very small and characters of the genera not well-defined (see Ishikawa & Naka 2016); for these reasons we feel that Wygodzinsky (1966) was perhaps right in treating these all as subgenera of *Guithera*; additional work involving molecular data is essential to find out their true phylogenetic relationship.

The species *Lutevula hortensia* has not been reported again, for more than 50 years, since the record by Villiers (1970), even from Sri Lanka. For this reason, its presence in India is an interesting find as well as the first report of this genus / species from India.

The earlier checklists of Reduviidae of India (Ambrose 2006; Mukherjee et al. 2020) do not record *Lutevula hortensia* as a species found in India; Ambrose (2006) erroneously lists the species as a synonym under *G. feana*. It must also be noted here that, although the other species *G. feana* is listed by Ambrose (2006) and Mukherjee et al. (2020) as found in India, no definite locality name or reference is provided so it is uncertain if *G. feana* is present within the present Indian territory, as there is no authentic report with details / images of the specimen/s. Thus *L. hortensia* is possibly the only species, from among these three closely related genera, that is so far recorded from India.

It is interesting that *L. hortensia*, another Sri Lankan species, is collected from India after a prolonged gap. Although Sri Lankan faunal elements are regularly noted from India subsequently, for example recent record of an Emesinae bug *Gardena melinarthrum* Dohrn, 1860 from India as well as from Sri Lanka after a long gap (see Hiremath et al. 2022; Ranasinghe & Ghate 2022), lack of surveys and lack of expertise is probably the main reason for delays in recording such occurrences. Emesinae from India are being explored in recent years, as mentioned earlier (Ghate et al. 2019, 2021), and there are still many species that need attention. There are at least four more emesines that will be soon added to the Indian fauna and the list of Indian Emesinae will be updated (H.V. Ghate personal, unpub. data).

#### List of species under *Guithera*, *Lutevula*, and *Proguithera*

(recent keys are available, as cited above, hence not repeated here)

1. *Guithera feana* (Distant, 1903) (type locality: MYANMAR : Bhamo)
2. *Lutevula hortensia* (Distant, 1906) (type locality: SRI LANKA: Peradeniya)

3. *Proguithera drescheri* Wygodzinsky, 1966 (type locality: INDONESIA: Java, Dreangar, Tangkoeban Prahoe)

4. *Proguithera inexpectata* Rédei, 2004 (type locality: AFGHANISTAN: Nuristan)

5. *Proguithera kiinugama* Ishikawa & Naka, 2016 (type locality: JAPAN: The Ryukyus, Ishigaki-jima Is.)

6. *Proguithera caspersi* Chen, Li & Cai, 2021 (type locality: CHINA, Hainan, Baisha)

#### REFERENCES

- Ambrose, D.P. (2006). A checklist of Indian assassin bugs (Insecta: Hemiptera: Reduviidae) with taxonomic status, distribution and diagnostic morphological characteristics. *Zoos' Print Journal* 21(9): 2388–2406. <https://doi.org/10.11609/JoTT.ZPJ.871.2388-406>
- Bredden, G. (1909). Rhynchoten von Ceylon, gesammelt von Dr. Walter Horn. *Annales de la Société Entomologique de Belgique* 53: 250–309. <https://doi.org/10.5962/bhl.part.21874>
- Castro-Huertas, V., D. Forero & J. Grazia (2020). Evolution of wing polymorphism and genital asymmetry in the thread-legged bugs of the tribe Metapterini Stål (Hemiptera, Reduviidae, Emesinae) based on morphological characters. *Systematic Entomology* 46(1): 28–43. <https://doi.org/10.1111/syen.12445>
- Chen, Z., H. Li & W. Cai (2021). *Proguithera caspersi*, a new cavernicolous thread-legged bug species (Hemiptera:Heteroptera: Reduviidae: Emesinae) from Hainan, China. *Zootaxa* 4963(2): 354–364. <https://doi.org/10.11646/zootaxa.4963.2.6>
- Dispons, P. (1970). Essai sur la classification des Emesinae à l'état imaginal et à l'état larvaire (Hemiptera, Heteroptera, Reduviidae). *Annales de la Société Entomologique de France* (N.S.) 6: 215–232.
- Distant, W.L. (1903a). Undescribed Oriental Rhynchota. *Entomologist* 36: 1–2.
- Distant, W.L. (1903b). *The fauna of British India, including Ceylon and Burma. Rhynchota. Vol. II. (Heteroptera) Part I.* Taylor and Francis, London, 242 pp.
- Distant, W.L. (1906). Oriental Reduviidae. *Annals and Magazine of Natural History* 7(18): 363–371. <https://doi.org/10.1080/00222930608562629>
- Distant, W.L. (1910). *The Fauna of British India, including Ceylon and Burma. Rhynchota Vol V. Heteroptera* Appendix. Taylor and Francis, London, 362 pp.
- Ghate, H.V., S.S. Boyane & N.U. Joshi (2019). Description of a new species of the genus *Bagauda* (Heteroptera: Reduviidae: Emesinae) from Maharashtra State, India. *Zootaxa* 4652(3): 591–600. <https://doi.org/10.11646/zootaxa.4652.3.14>
- Ghate, H.V., S.S. Boyane & M.D. Webb (2021). Description of the adult of the thread-legged assassin bug *Eugubinus araneus* (Hemiptera: Reduviidae) from India, with comments on other congeneric species. *Zootaxa* 4990(2): 291–304. <https://doi.org/10.11646/zootaxa.4990.2.5>
- Hiremath, S.R., S. Saikia & H.V. Ghate (2022). Authentic report of the emesine bug *Gardena melinarthrum* Dohrn, 1860 (Hemiptera: Heteroptera: Reduviidae) from India. *Journal of Threatened Taxa* 14(6): 21296–21301. <https://doi.org/10.11609/jott.7902.14.6.21296-21301>
- Ishikawa, T. & T. Naka (2016). First record of the thread-legged assassin bug genus *Proguithera* from Japan, with description of a new species (Hemiptera: Heteroptera: Reduviidae). *Zootaxa* 4184 (1): 184–192. <https://doi.org/10.11646/zootaxa.4184.1.12>
- Maldonado-Capriles, J. (1990). *Systematic Catalogue of the Reduviidae of the World (Insecta: Heteroptera)*. A special edition of *Caribbean Journal of Science*, Mayagüez, x + 694 pp.
- Ranade, S. & H.V. Ghate (2023). Notes on morphology and bionomics



- of *Urolabida histrionica* (Westwood) (Heteroptera: Urostylididae) from Assam, India. *Journal of Threatened Taxa* 15(2): 22677–22685. <https://doi.org/10.11609/jott.8005.15.2.22677-22685>
- Ranasinghe, T. & H.V. Ghatge (2022).** On the rediscovery of *Gardena melinarthrum* Dohrn from Sri Lanka. *Journal of Threatened Taxa* 14(6): 21318–21320. <https://doi.org/10.11609/jott.8052.14.6.21318-21320>
- Rédei, D. (2004).** Emesinae from Afghanistan (Heteroptera: Reduviidae). *Acta Zoologica Academiae Scientiarum Hungaricae* 50: 307–317.
- Schuh, R.T. & C. Weirauch (2020).** *True Bugs of the World (Hemiptera: Heteroptera). Classification and Natural History.* II Edition. Siri Scientific Press, Monograph Series, Vol. 8. 767 pp, with 32 color plates.
- Strandberg, S., D. Forero & C. Weirauch (2023).** Untangling the assassin's web: Phylogeny and classification of the spider-associated Emesine complex (Hemiptera: Reduviidae). *Systematic Entomology* 2023: 1–14. <https://doi.org/10.1111/syen.12603>
- Villiers, A. (1970).** Emesinae des grottes de Ceylan (Hem. Heter. Reduviidae). *Revue suisse de Zoologie* 77: 321–325. <http://doi.org/10.5962/bhl.part.75899>
- Wygodzinsky, P.W. (1966).** A monograph of the Emesinae (Reduviidae, Hemiptera). *Bulletin of the American Museum of Natural History* 133: 1–614.





Mr. Jatishwor Singh Irungbam, Biology Centre CAS, Branišovská, Czech Republic.  
Dr. Ian J. Kitching, Natural History Museum, Cromwell Road, UK  
Dr. George Mathew, Kerala Forest Research Institute, Peechi, India  
Dr. John Noyes, Natural History Museum, London, UK  
Dr. Albert G. Orr, Griffith University, Nathan, Australia  
Dr. Sameer Padhye, Katholieke Universiteit Leuven, Belgium  
Dr. Nancy van der Poorten, Toronto, Canada  
Dr. Kareen Schnabel, NIWA, Wellington, New Zealand  
Dr. R.M. Sharma, (Retd.) Scientist, Zoological Survey of India, Pune, India  
Dr. Manju Siliwal, WILD, Coimbatore, Tamil Nadu, India  
Dr. G.P. Sinha, Botanical Survey of India, Allahabad, India  
Dr. K.A. Subramanian, Zoological Survey of India, New Alipore, Kolkata, India  
Dr. P.M. Sureshan, Zoological Survey of India, Kozhikode, Kerala, India  
Dr. R. Varatharajan, Manipur University, Imphal, Manipur, India  
Dr. Eduard Vives, Museu de Ciències Naturals de Barcelona, Terrassa, Spain  
Dr. James Young, Hong Kong Lepidopterists' Society, Hong Kong  
Dr. R. Sundararaj, Institute of Wood Science & Technology, Bengaluru, India  
Dr. M. Nithyanandan, Environmental Department, La Ala Al Kuwait Real Estate. Co. K.S.C., Kuwait  
Dr. Himender Bharti, Punjabi University, Punjab, India  
Mr. Purnendu Roy, London, UK  
Dr. Saito Motoki, The Butterfly Society of Japan, Tokyo, Japan  
Dr. Sanjay Sondhi, TITLI TRUST, Kalpavriksh, Dehradun, India  
Dr. Nguyen Thi Phuong Lien, Vietnam Academy of Science and Technology, Hanoi, Vietnam  
Dr. Nitin Kulkarni, Tropical Research Institute, Jabalpur, India  
Dr. Robin Wen Jiang Ngiam, National Parks Board, Singapore  
Dr. Lionel Monod, Natural History Museum of Geneva, Genève, Switzerland.  
Dr. Asheesh Shivam, Nehru Gram Bharti University, Allahabad, India  
Dr. Rosana Moreira da Rocha, Universidade Federal do Paraná, Curitiba, Brasil  
Dr. Kurt R. Arnold, North Dakota State University, Saxony, Germany  
Dr. James M. Carpenter, American Museum of Natural History, New York, USA  
Dr. David M. Claborn, Missouri State University, Springfield, USA  
Dr. Kareen Schnabel, Marine Biologist, Wellington, New Zealand  
Dr. Amazonas Chagas Júnior, Universidade Federal de Mato Grosso, Cuiabá, Brasil  
Mr. Monsoon Jyoti Gogoi, Assam University, Silchar, Assam, India  
Dr. Heo Chong Chin, Universiti Teknologi MARA (UiTM), Selangor, Malaysia  
Dr. R.J. Shiel, University of Adelaide, SA 5005, Australia  
Dr. Siddharth Kulkarni, The George Washington University, Washington, USA  
Dr. Priyadarsanan Dharma Rajan, ATREE, Bengaluru, India  
Dr. Phil Alderslade, CSIRO Marine And Atmospheric Research, Hobart, Australia  
Dr. John E.N. Veron, Coral Reef Research, Townsville, Australia  
Dr. Daniel Whitmore, State Museum of Natural History Stuttgart, Rosenstein, Germany.  
Dr. Yu-Feng Hsu, National Taiwan Normal University, Taipei City, Taiwan  
Dr. Keith V. Wolfe, Antioch, California, USA  
Dr. Siddharth Kulkarni, The Hormiga Lab, The George Washington University, Washington, D.C., USA  
Dr. Tomas Ditrich, Faculty of Education, University of South Bohemia in Ceske Budejovice, Czech Republic  
Dr. Mihaly Foldvari, Natural History Museum, University of Oslo, Norway  
Dr. V.P. Uniyal, Wildlife Institute of India, Dehradun, Uttarakhand 248001, India  
Dr. John T.D. Caleb, Zoological Survey of India, Kolkata, West Bengal, India  
Dr. Priyadarsanan Dharma Rajan, Ashoka Trust for Research in Ecology and the Environment (ATREE), Royal Enclave, Bangalore, Karnataka, India

#### Fishes

Dr. Neelesh Dahanukar, IISER, Pune, Maharashtra, India  
Dr. Topiltzin Contreras MacBeath, Universidad Autónoma del estado de Morelos, México  
Dr. Heok Hee Ng, National University of Singapore, Science Drive, Singapore  
Dr. Rajeev Raghavan, St. Albert's College, Kochi, Kerala, India  
Dr. Robert D. Sluka, Chiltern Gateway Project, A Rocha UK, Southall, Middlesex, UK  
Dr. E. Vivekanandan, Central Marine Fisheries Research Institute, Chennai, India  
Dr. Davor Zanella, University of Zagreb, Zagreb, Croatia  
Dr. A. Biju Kumar, University of Kerala, Thiruvananthapuram, Kerala, India  
Dr. Akhilesh K.V., ICAR-Central Marine Fisheries Research Institute, Mumbai Research Centre, Mumbai, Maharashtra, India  
Dr. J.A. Johnson, Wildlife Institute of India, Dehradun, Uttarakhand, India  
Dr. R. Ravinesh, Gujarat Institute of Desert Ecology, Gujarat, India

#### Amphibians

Dr. Sushil K. Dutta, Indian Institute of Science, Bengaluru, Karnataka, India  
Dr. Annemarie Ohler, Muséum national d'Histoire naturelle, Paris, France

#### Reptiles

Dr. Gernot Vogel, Heidelberg, Germany  
Dr. Raju Vyas, Vadodara, Gujarat, India  
Dr. Pritpal S. Soorae, Environment Agency, Abu Dhabi, UAE.  
Prof. Dr. Wayne J. Fuller, Near East University, Mersin, Turkey  
Prof. Chandrashekhar U. Rivonker, Goa University, Taleigão Plateau, Goa, India  
Dr. S.R. Ganesh, Chennai Snake Park, Chennai, Tamil Nadu, India  
Dr. Himansu Sekhar Das, Terrestrial & Marine Biodiversity, Abu Dhabi, UAE

**Journal of Threatened Taxa** is indexed/abstracted in Bibliography of Systematic Mycology, Biological Abstracts, BIOSIS Previews, CAB Abstracts, EBSCO, Google Scholar, Index Copernicus, Index Fungorum, JournalSeek, National Academy of Agricultural Sciences, NewJour, OCLC WorldCat, SCOPUS, Stanford University Libraries, Virtual Library of Biology, Zoological Records.

NAAS rating (India) 5.64

#### Birds

Dr. Hem Sagar Baral, Charles Sturt University, NSW Australia  
Mr. H. Byju, Coimbatore, Tamil Nadu, India  
Dr. Chris Bowden, Royal Society for the Protection of Birds, Sandy, UK  
Dr. Priya Davidar, Pondicherry University, Kalapet, Puducherry, India  
Dr. J.W. Duckworth, IUCN SSC, Bath, UK  
Dr. Rajah Jayapal, SACON, Coimbatore, Tamil Nadu, India  
Dr. Rajiv S. Kalsi, M.L.N. College, Yamuna Nagar, Haryana, India  
Dr. V. Santharam, Rishi Valley Education Centre, Chittoor Dt., Andhra Pradesh, India  
Dr. S. Balachandran, Bombay Natural History Society, Mumbai, India  
Mr. J. Praveen, Bengaluru, India  
Dr. C. Srinivasulu, Osmania University, Hyderabad, India  
Dr. K.S. Gopi Sundar, International Crane Foundation, Baraboo, USA  
Dr. Gombobaatar Sundev, Professor of Ornithology, Ulaanbaatar, Mongolia  
Prof. Reuven Yosef, International Birding & Research Centre, Eilat, Israel  
Dr. Taej Mundkur, Wetlands International, Wageningen, The Netherlands  
Dr. Carol Inskipp, Bishop Auckland Co., Durham, UK  
Dr. Tim Inskipp, Bishop Auckland Co., Durham, UK  
Dr. V. Gokula, National College, Tiruchirappalli, Tamil Nadu, India  
Dr. Arkady Lelej, Russian Academy of Sciences, Vladivostok, Russia  
Dr. Simon Dowell, Science Director, Chester Zoo, UK  
Dr. Mário Gabriel Santiago dos Santos, Universidade de Trás-os-Montes e Alto Douro, Quinta de Prados, Vila Real, Portugal  
Dr. Grant Connette, Smithsonian Institution, Royal, VA, USA  
Dr. P.A. Azeez, Coimbatore, Tamil Nadu, India

#### Mammals

Dr. Giovanni Amori, CNR - Institute of Ecosystem Studies, Rome, Italy  
Dr. Anwaruddin Chowdhury, Guwahati, India  
Dr. David Mallon, Zoological Society of London, UK  
Dr. Shomita Mukherjee, SACON, Coimbatore, Tamil Nadu, India  
Dr. Angie Appel, Wild Cat Network, Germany  
Dr. P.O. Nameer, Kerala Agricultural University, Thrissur, Kerala, India  
Dr. Ian Redmond, UNEP Convention on Migratory Species, Lansdown, UK  
Dr. Heidi S. Riddle, Riddle's Elephant and Wildlife Sanctuary, Arkansas, USA  
Dr. Karin Schwartz, George Mason University, Fairfax, Virginia.  
Dr. Lala A.K. Singh, Bhubaneswar, Orissa, India  
Dr. Mewa Singh, Mysore University, Mysore, India  
Dr. Paul Racey, University of Exeter, Devon, UK  
Dr. Honnavalli N. Kumara, SACON, Anaikatty P.O., Coimbatore, Tamil Nadu, India  
Dr. Nishith Dharaiya, HNG University, Patan, Gujarat, India  
Dr. Spartaco Gippoliti, Socio Onorario Società Italiana per la Storia della Fauna "Giuseppe Altobello", Rome, Italy  
Dr. Justus Joshua, Green Future Foundation, Tiruchirappalli, Tamil Nadu, India  
Dr. H. Raghuram, The American College, Madurai, Tamil Nadu, India  
Dr. Paul Bates, Harison Institute, Kent, UK  
Dr. Jim Sanderson, Small Wild Cat Conservation Foundation, Hartford, USA  
Dr. Dan Challender, University of Kent, Canterbury, UK  
Dr. David Mallon, Manchester Metropolitan University, Derbyshire, UK  
Dr. Brian L. Cypher, California State University-Stanislaus, Bakersfield, CA  
Dr. S.S. Talmale, Zoological Survey of India, Pune, Maharashtra, India  
Prof. Karan Bahadur Shah, Budhanilakantha Municipality, Kathmandu, Nepal  
Dr. Susan Cheyne, Borneo Nature Foundation International, Palangkaraja, Indonesia  
Dr. Hemanta Kafley, Wildlife Sciences, Tarleton State University, Texas, USA

#### Other Disciplines

Dr. Aniruddha Belsare, Columbia MO 65203, USA (Veterinary)  
Dr. Mandar S. Paingankar, University of Pune, Pune, Maharashtra, India (Molecular)  
Dr. Jack Tordoff, Critical Ecosystem Partnership Fund, Arlington, USA (Communities)  
Dr. Ulrike Streicher, University of Oregon, Eugene, USA (Veterinary)  
Dr. Hari Balasubramanian, EcoAdvisors, Nova Scotia, Canada (Communities)  
Dr. Rayanna Hellem Santos Bezerra, Universidade Federal de Sergipe, São Cristóvão, Brazil  
Dr. Jamie R. Wood, Landcare Research, Canterbury, New Zealand  
Dr. Wendy Collinson-Jonker, Endangered Wildlife Trust, Gauteng, South Africa  
Dr. Rajeshkumar G. Jani, Anand Agricultural University, Anand, Gujarat, India  
Dr. O.N. Tiwari, Senior Scientist, ICAR-Indian Agricultural Research Institute (IARI), New Delhi, India  
Dr. L.D. Singla, Guru Angad Dev Veterinary and Animal Sciences University, Ludhiana, India  
Dr. Rupika S. Rajakaruna, University of Peradeniya, Peradeniya, Sri Lanka  
Dr. Bahar Baviskar, Wild-CER, Nagpur, Maharashtra 440013, India

#### Reviewers 2021–2023

Due to pausivity of space, the list of reviewers for 2021–2023 is available online.

The opinions expressed by the authors do not reflect the views of the Journal of Threatened Taxa, Wildlife Information Liaison Development Society, Zoo Outreach Organization, or any of the partners. The journal, the publisher, the host, and the partners are not responsible for the accuracy of the political boundaries shown in the maps by the authors.

Print copies of the Journal are available at cost. Write to:  
The Managing Editor, JoTT,  
c/o Wildlife Information Liaison Development Society,  
43/2 Varadarajulu Nagar, 5<sup>th</sup> Street West, Ganapathy, Coimbatore,  
Tamil Nadu 641006, India  
ravi@threatenedtaxa.org



[www.threatenedtaxa.org](http://www.threatenedtaxa.org)

OPEN ACCESS



The Journal of Threatened Taxa (JoTT) is dedicated to building evidence for conservation globally by publishing peer-reviewed articles online every month at a reasonably rapid rate at [www.threatenedtaxa.org](http://www.threatenedtaxa.org). All articles published in JoTT are registered under [Creative Commons Attribution 4.0 International License](https://creativecommons.org/licenses/by/4.0/) unless otherwise mentioned. JoTT allows unrestricted use, reproduction, and distribution of articles in any medium by providing adequate credit to the author(s) and the source of publication.

ISSN 0974-7907 (Online) | ISSN 0974-7893 (Print)

May 2024 | Vol. 16 | No. 5 | Pages: 25119–25282

Date of Publication: 26 May 2024 (Online & Print)

DOI: 10.11609/jott.2024.16.5.25119-25282

## Articles

**Tree architecture model of Sumatran Orangutan *Pongo abelii* Lesson, 1827 (Mammalia: Primates: Hominidae) nests at Soraya Research Station, Leuser Ecosystem, Indonesia**

– Anugrah Gilang Permana Lubis & Nursahara Pasaribu, Pp. 25119–25128

**Diet of Rusty-spotted Cat *Prionailurus rubiginosus* (I. Geoffroy Saint-Hilaire, 1831) (Mammalia: Carnivora: Felidae) in Sanjay Gandhi National Park, Mumbai, India**

– Shomita Mukherjee, Arati Ramdas Gawari, Kartik Pillai, Pankaj Koparde, P.V. Karunakaran & Nayan Khanolkar, Pp. 25129–25136

**An avifaunal checklist of the Bani Wildlife Sanctuary, Jammu & Kashmir, India**

– Iyaz Quyoom, Bilal A. Bhat, Wasim Sajad Malik, Taslima Sheikh & Arif Nabi Lone, Pp. 25137–25146

**Traditional harvesting practices employed for freshwater turtles by the indigenous communities along Shilabati River, West Bengal, India**

– Prasun Mandal, Pathik Kumar Jana, Priyanka Halder Mallick, Shailendra Singh & Tanmay Bhattacharya, Pp. 25147–25156

**Diversity and abundance of mayflies (Insecta: Ephemeroptera) in Achenkovil River, southern Western Ghats, Kerala, India**

– S. Sujitha, R. Sreejai & C. Selvakumar, Pp. 25157–25165

**Legumes (Angiosperm: Fabaceae) of Birbhum District, West Bengal, India**

– Shamim Alam & Adani Lokho, Pp. 25166–25187

**Floristic diversity of mangroves and mangrove associate species of Kali River Estuary, Karwar, Karnataka, India**

– Amruta G. Hondappanavar, Shivanand S. Bhat & Praveen Kumar Verma, Pp. 25188–25197

**Reproductive biology of *Senna spectabilis* (DC.) H.S.Irwin & Barneby (Fabaceae) - an invasive tree species in the tropical forests of the Western Ghats, India**

– K. Muraleekrishnan, Sanal C. Viswanath & T.K. Hrideek, Pp. 25198–25208

## Communications

**Diversity and status of butterfly fauna at Kurukshetra University campus, Haryana, India**

– Vidisha Gupta & Parmesh Kumar, Pp. 25209–25219

**First report of *Lutevula hortensia* (Distant) (Heteroptera: Reduviidae: Emesinae) from India**

– Vijay Anand Ismavel & Hemant V. Ghate, Pp. 25220–25226

**Diversity of mosses (Bryophyta) in Pangi valley (Himachal Pradesh, India): an unexplored domain of northwestern Himalaya**

– Anshul Dhyani, Kumar Shantanu, Rajender Kumar Sharma & Prem Lal Uniyal, Pp. 25227–25234

**Morphological characterization and distribution of four corticioid fungi species (Basidiomycota) in India**

– Tanya Joshi, Ellu Ram, Avneet Kaur & Avneet Pal Singh, Pp. 25235–25242

**Taxonomy and molecular systematics of marasmioid fungi occurring (Basidiomycetes: Agaricales: Marasmiaceae) in Puducherry, India**

– Yuvarani Krishnan, Thokur Sreepathy Murali, Gunasekaran Senthilarasu & Vadivelu Kumaresan, Pp. 25243–25251

## Short Communications

**First photo evidence of Siberian Weasel *Mustela sibirica* Pallas, 1773 (Mammalia: Carnivora: Mustelidae) in Gaurishankar Conservation Area, Nepal**

– Madhu Chetri, Purna Bahadur Ale & Morten Odden, Pp. 25252–25255

**Post-tsunami status, distribution, and way forward for the conservation of Andaman Teal *Anas albogularis* Hume, 1873 (Aves: Anatidae) in the Andaman Islands**

– Anoop Raj Singh, Gaurav Sirola, Sipu Kumar & Nehru Prabakaran, Pp. 25256–25260

**A preliminary checklist of Copepoda in the mangrove areas of Munroe Island, adjacent to Ashtamudi estuary, Kerala, India**

– M.S. Arya, A. Biju & Dani Benchamin, Pp. 25261–25264

## Notes

**First photographic record of Asiatic Brush-tailed Porcupine *Atherurus macrourus* Linnaeus, 1758 from Sonai Rupai Wildlife Sanctuary, Assam, India**

– B. Piraisoodan, Asish Immanuel Baglary & Bibhuti Mazumder, Pp. 25265–25267

**New country record of *Trimeresurus uetzi* Vogel, Nguyen & David, 2023 (Reptilia: Squamata: Viperidae) from India**

– Lal Biakzuala, Lal Muansanga, Fanai Malsawmdawngliana, Lalrinnunga Hmar & Hmar Tlawmte Lalremsanga, Pp. 25268–25272

**New record of Giant Redeye *Gangara thyrsis thyrsis* (Fabricius, 1775) (Lepidoptera: Hesperidae) from Garhwal region of western Himalaya, India**

– Ankita Singh Sajwan & Arun Pratap Singh, Pp. 25273–25275

***Strobilanthes khasyana* (Acanthaceae): an addition to the flora of Nagaland, India**

– Pfüchüpe-ü Mero, Kazhuhrii Eshuo & Neizo Puro, Pp. 25276–25278

***Sonerila konkanensis* Resmi & Nampy (Melastomataceae)**

**– an addition to the flora of Karnataka, India**

– Prashant Karadakatti & Siddappa B. Kakkalameli, Pp. 25279–25282

Publisher & Host



Threatened Taxa